

Friends and Family Test Results

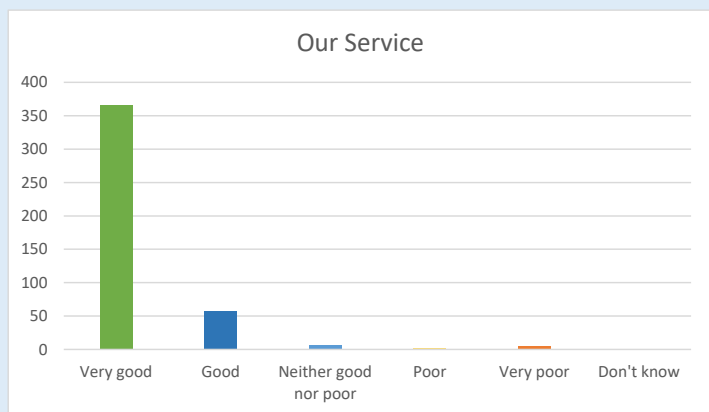
October 2024

1. Our Service

Overall how was your experience of our service?

Very good	366
Good	58
Neither good nor poor	7
Poor	2
Very poor	5
Don't know	1

Total 439



2. Your Comments

Please can you tell us why you gave your answer?

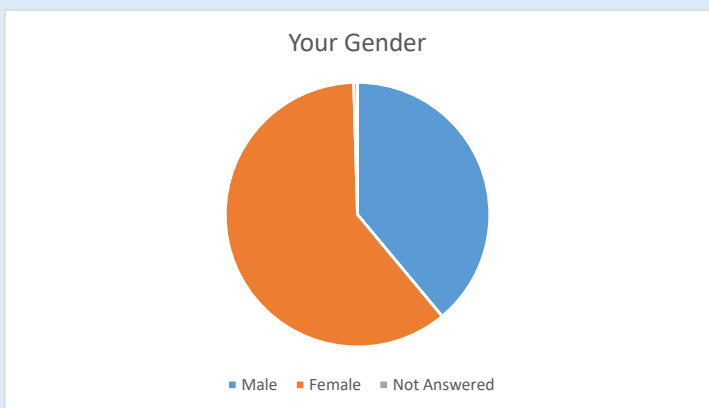
Please tell us about anything that we could have done better



3. Your Gender

Male	171
Female	266
Not Answered	2

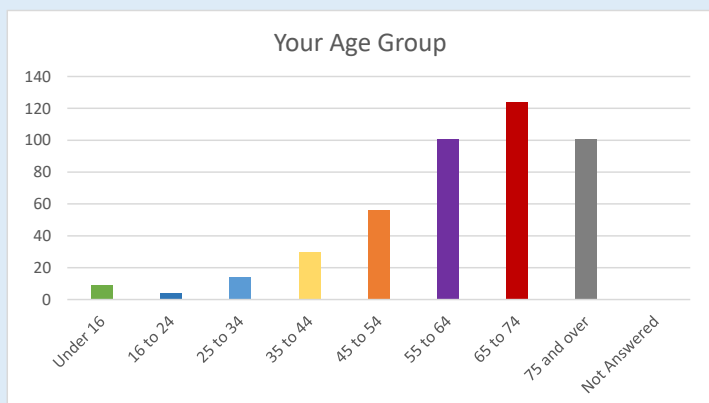
Total 439



4. Your Age Group

Under 16	9
16 to 24	4
25 to 34	14
35 to 44	30
45 to 54	56
55 to 64	101
65 to 74	124
75 and over	101
Not Answered	0

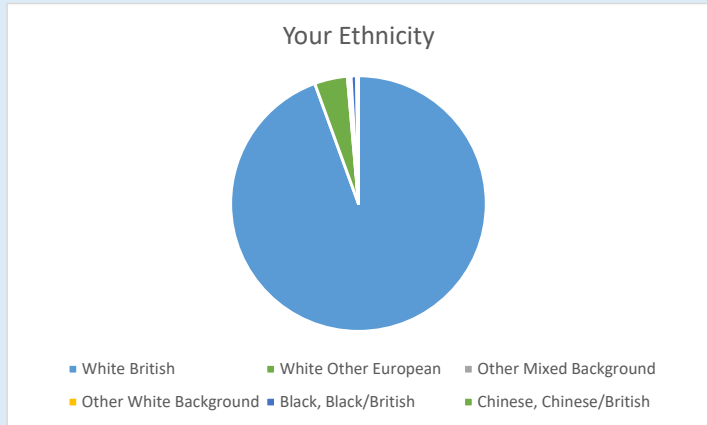
Total 439



5. Your Ethnicity

White British	408
White Other European	18
Other Mixed Background	1
Other White Background	1
Black, Black/British	3
Chinese, Chinese/British	1
Not Answered	7

Total 439



6. Your Employment Status

Full Time Employment	99
Part Time Employment	74
Not Employed	50
Retired	207
Not Answered	9

Total 439

